



# SAFETY ACTIVITY & COLORING BOOK

SECURITY SENSE IS COMMON SENSE.  
BE PREPARED.



**KIERNAN**   
GROUP HOLDINGS




Dr. Kathleen Kiernan




**HEY KIDS! YOUR SAFETY AND SECURITY IS VERY IMPORTANT TO US. WE WANT YOU TO LEARN BASIC SAFETY TIPS AS YOU EXPLORE THE ACTIVITIES IN THIS BOOK. YOU WILL FIND PUZZLES, GAMES, COLORING, DRAWING, AND EDUCATIONAL ACTIVITIES THAT YOU CAN DO IN**

**SCHOOL OR AT HOME. KIERNAN GROUP HOLDINGS (KGH) HAS WORKED WITH AUTHOR, DARLA HALL, TO CREATE A FUN AND INTERACTIVE WAY FOR YOU TO LEARN SOME BASIC SAFETY TIPS.**



**HEY KIDS! MEET *Lucky*™. LUCKY IS THE PREPAREDNESS DOG THAT SERVES AS KIERNAN GROUP HOLDINGS' MASCOT. LUCKY ENJOYS WORKING IN HIS COMMUNITY AND HELPING OTHERS. HE SERVES. HE PROTECTS. HE TEACHES. KIERNAN GROUP HOLDINGS HAS PARTNERED WITH DARLA HALL AND IN THE SPORTS ZONE TO CREATE THIS ACTIVITY BOOK TO TEACH CHILDREN A VARIETY OF SAFETY TIPS. OUR GOAL IS TO TRAIN AND TEACH KIDS HOW TO LISTEN AND BE PREPARED FOR ANY SITUATION.**


**KIERNAN GROUP HOLDINGS (KGH) IS A TRAINING AND EDUCATION COMPANY WHICH CREATED THE PREPAREDNESS WITHOUT PARANOIA® PROGRAM TO HELP EDUCATE, ENGAGE, AND EMPOWER OUR COMMUNITIES FOR WHEN AND IF AN ORDINARY DAY TURNS INTO AN EXTRAORDINARY ONE. WE BELIEVE SECURITY SENSE IS COMMON SENSE AND THE LESSONS KIDS LEARN EARLY WILL BE LIFELONG.**



TM

# SAFETY SUPER POWERS

COLOR THESE SUPERHEROES.



**YOU MAY NEED TO USE YOUR SAFETY SUPER POWERS DURING AN EMERGENCY SITUATION OR DURING SAFETY DRILLS.**

**SUPER ATTENTION** - BEING ABLE TO KNOW WHAT IS AROUND YOU AND WHEN SOMETHING IS DIFFERENT THAN WHAT IT IS SUPPOSED TO BE.

**SUPER LISTENING** - LISTENING TO WHAT YOUR TEACHER TELLS YOU TO DO.

**SUPER SPEED** - BECOMING FASTER THAN ANY THREAT; ONLY USE IT WHEN TOLD BY A TEACHER.

**SUPER QUIET** - BEING ABLE TO STAY CALM AND MAKE NO SOUNDS WHEN HIDING DURING SCARY EVENTS.

**SUPER STEALTH** - QUIETLY ESCAPING ANY THREAT.

**CAMOUFLAGE** - HIDING SO WELL YOU CAN'T BE SEEN.

**DANGER SENSE** - KNOWING WHEN SOMETHING NEAR YOU DOESN'T LOOK OR FEEL RIGHT. THIS IS ALSO ACTIVATED BY YOUR SUPER ATTENTION.

**SUPER HONESTY** - TELLING A TEACHER OR TRUSTED ADULT WHEN YOU SPOT SOMETHING WRONG, EVEN IF IT MEANS TELLING ON A FRIEND.


**SUPER COURAGE** - DOING THE RIGHT THING EVEN WHEN IT MIGHT BE HARD OR SCARY. ACTING BRAVE.

**SUPER FRIEND** - SHOWING KINDNESS TO ALL AND TREATING OTHERS LIKE YOU WANT TO BE TREATED.

# LISTEN TO INSTRUCTIONS

## ALWAYS LISTEN TO YOUR TEACHERS.

WHAT DO YOU USE TO LISTEN?  
CIRCLE THE 15 EARS IN THE CLASSROOM.



# CLOCK ACTIVITY




MORNING



AFTERNOON

**WHAT TIME WILL YOU  
PRACTICE YOUR SAFETY DRILLS?**


**DRAW THE BIG HAND & THE LITTLE HAND  
OF THE TIMES ON THE CLOCKS.**





PRACTICES SAFETY DRILLS EACH DAY.

COLOR LUCKY AND GET HIM READY TO HELP OTHERS.

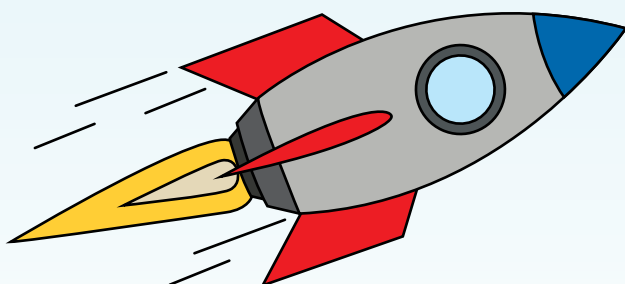



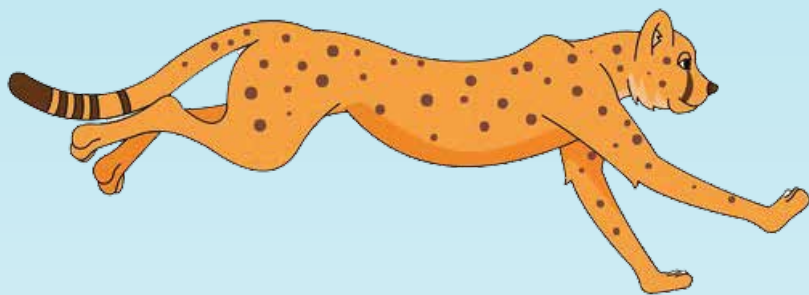


# CONNECT THE DOTS

# Lucky™

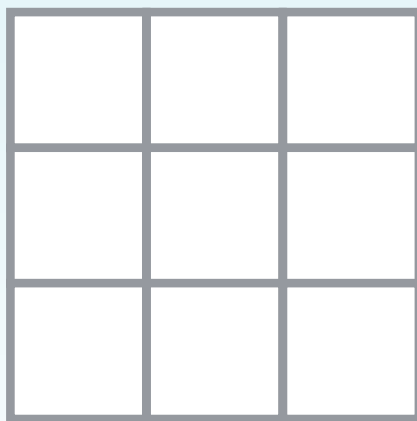
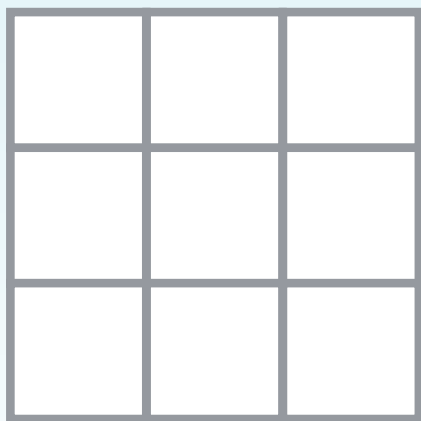
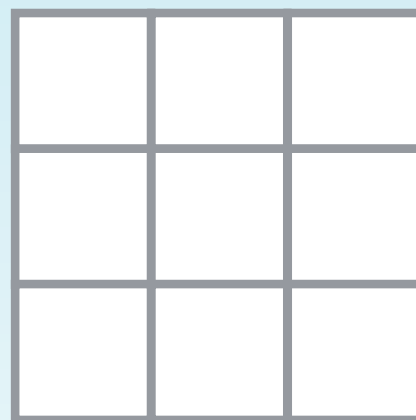
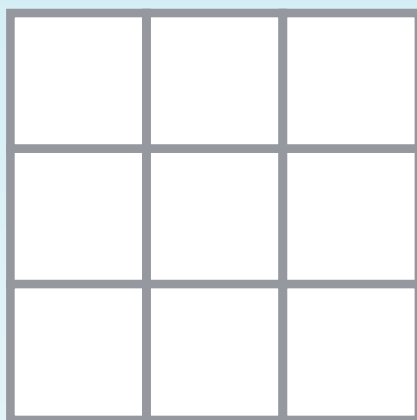
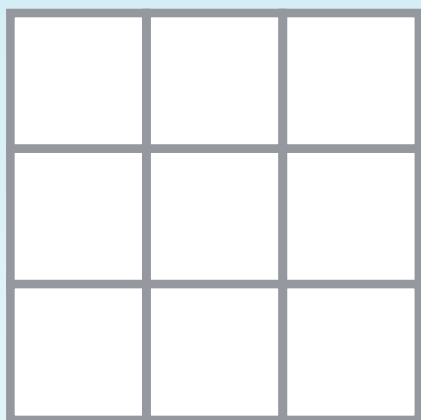
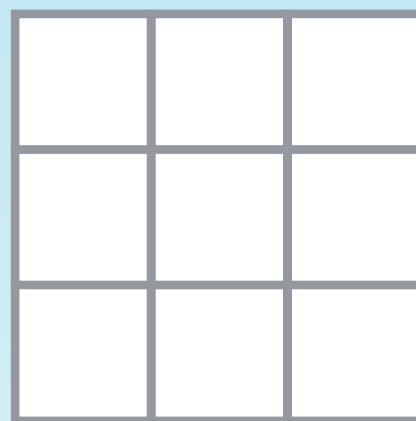
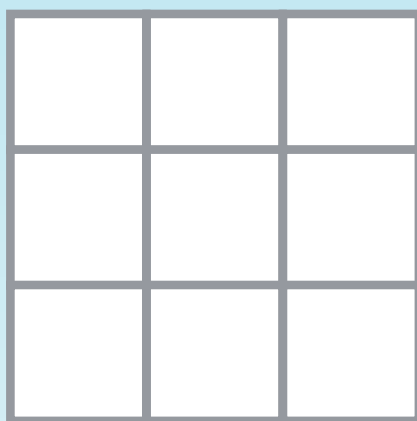
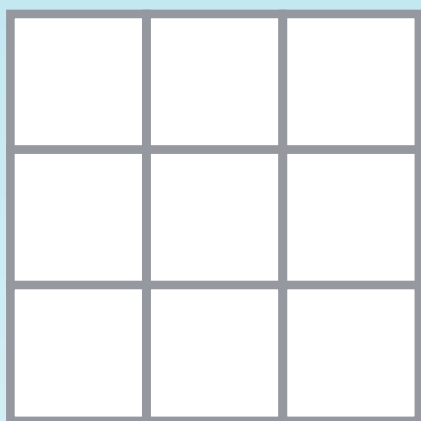


**SOMETIMES YOU'LL NEED SUPER SPEED TO RUN  
TO A SAFE SPOT.  
CIRCLE THE 5 THINGS THAT ARE SPEEDY.**



# TIC-TAC-TOE

FIND A FRIEND AND PLAY TIC-TAC-TOE. ONE CHOOSES X'S AND ONE CHOOSES O'S. TAKE TURNS PLACING YOUR LETTER IN A SQUARE AND TRY TO BE THE FIRST ONE TO GET THREE IN A ROW. IF NO ONE GETS THREE IN A ROW, IT IS A TIE. TRY AGAIN.




# SAFETY FIRST

FILL IN BLANKS WITH THESE OPTIONS:

9-1-1      TEACHER'S      FRIENDS      HOME  
2              RUN              HIDE              PHONE

- 1) I LOOK FOR \_\_\_\_\_ EXITS WHEREVER I GO.
- 2) I FOLLOW MY \_\_\_\_\_ DIRECTIONS.
- 3) I KNOW HOW TO \_\_\_\_\_ AWAY FROM DANGER.
- 4) I KNOW I CAN \_\_\_\_\_ UNDER A DESK IF MY TEACHER INSTRUCTS ME TO. I'LL HAVE TO BE SUPER QUIET.
- 5) I TREAT OTHERS WITH RESPECT. WE SHOULD ALL BE \_\_\_\_\_. I WILL INCLUDE OTHERS.
- 6) I KNOW THAT IN AN EMERGENCY I CAN DIAL \_\_\_\_\_ ON A PHONE.
- 7) I KNOW MY \_\_\_\_\_ ADDRESS AND MY \_\_\_\_\_ NUMBER.



# UNScRAMBLE THE SAFETY WORDS

Use your ears to do this

\_\_\_\_\_ TEISLN

Use your legs to do this

\_\_\_\_\_ UNR

Do this if you don't want to be seen

\_\_\_\_\_ EIHD

Adult at school who helps you learn


\_\_\_\_\_ RAETECH

Person who wears a badge

\_\_\_\_\_ LOEPIC

Another word for silent

\_\_\_\_\_ UQTIE



Answers: 1) LISTEN 2) RUN 3) HIDE 4) TEACHER 5) POLICE 6) QUIET

SPOT THE 5 DIFFERENCES



TEACHERS KEEP YOU SAFE. ALWAYS LISTEN TO THEIR INSTRUCTIONS, ESPECIALLY IN A DRILL OR EMERGENCY SITUATION.

COUNT HOW MANY OBJECTS YOU SEE AND WRITE THE NUMBER IN THE BLANKS NEXT TO EACH OBJECT.



\_\_\_\_\_



\_\_\_\_\_



\_\_\_\_\_



\_\_\_\_\_



\_\_\_\_\_



\_\_\_\_\_



\_\_\_\_\_



\_\_\_\_\_

\* YOU SHOULD KNOW YOUR HOME ADDRESS AND YOUR PARENT'S/GUARDIAN'S NAMES AND PHONE NUMBERS.

\* WHEN YOU GET HOME, ASK THEM TO HELP YOU LEARN THIS INFORMATION.

\* IF YOU EVER NEED TO CALL 9-1-1, DO YOU KNOW HOW TO DIAL IT ON A CELL PHONE?

-MAKE SURE THE PHONE IS TURNED ON.


-DIAL 9, THEN 1, THEN 1 AND HIT "TALK" OR SEND.

CIRCLE THE 9 AND THE 1.  
WHEN YOU CALL, YOU WILL  
DIAL 9-1-1.

WRITE 9-1-1 IN THE BLANK  
SPACE ON THE TOP OF  
THE PHONE SCREEN.






































**HELP THE STUDENTS  
RUN TO A SAFE PLACE.**



GO TO A GROWN UP YOU TRUST WHEN YOU NEED HELP.  
PARENTS, TEACHERS, POLICE, FIREFIGHTERS, DOCTORS,  
AND EMERGENCY MEDICAL TECHNICIANS WILL HELP YOU.

CIRCLE THE PICTURE THAT COMES NEXT IN THE PATTERN.

|   |   |   |   |   |   |   |
|---|---|---|---|---|---|---|
|    |    |    |    |     |    |    |
|    |    |    |    |    |    |    |
|   |   |   |   |   |   |   |
|  |  |  |  |  |  |  |
|  |  |  |  |   |  |  |



LUCKY



POLICE



TEACHER



CAREGIVER




DOCTOR



EMT



FIREFIGHTER



**DESIGN YOUR OWN LUCKY BOOKMARKS  
TO USE WHEN YOU ARE READING.**



**DESIGN YOUR OWN LUCKY BOOKMARKS  
TO USE WHEN YOU ARE READING.**

**IT'S IMPORTANT TO TREAT EVERYONE  
WITH RESPECT. LUCKY ALWAYS  
INCLUDES EVERYONE.**



**1 GREEN**




**3 LIGHT BROWN**



**2 BROWN**



**4 GREY**



**HELP THE STUDENTS FIND A SAFE HIDING SPOT BEHIND BOOKCASES.**



# Be **AWARE** of things going on around you.

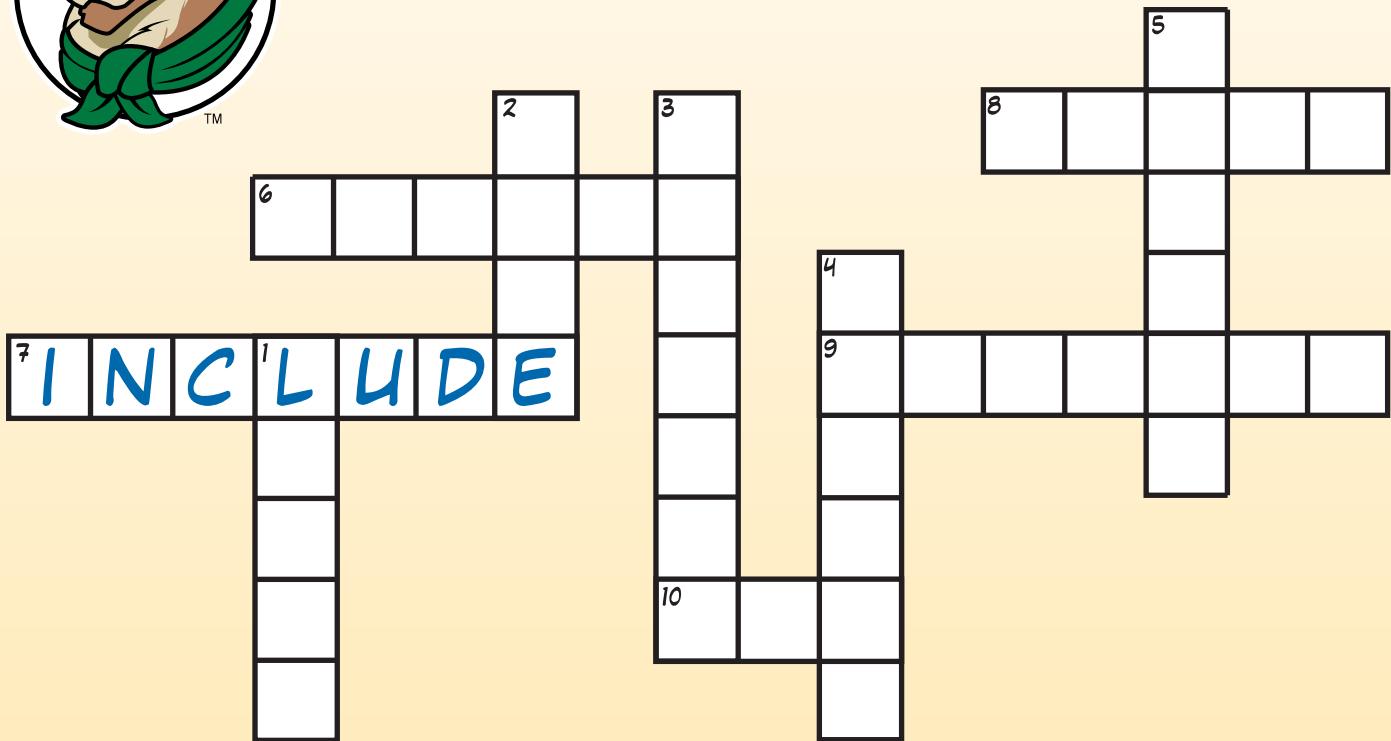
CAN YOU SENSE WHAT IS NOT RIGHT?

CIRCLE THE 10 THINGS THAT ARE WRONG WITH THIS PICTURE.





# A SAFETY PUZZLE



## DOWN

1. A SUPER SAFETY DOG
2. WHEN YOU DON'T WANT TO BE SEEN YOU DO THIS
3. AN ADULT WHO HELPS YOU LEARN IN CLASS
4. A BUDDY, A PERSON YOU TRUST
5. TO FOLLOW THE TEACHER'S DIRECTIONS, YOU NEED TO DO THIS

## ACROSS

6. A PERSON WITH A BADGE WHO WILL KEEP YOU SAFE
7. WHEN YOU LET EVERYONE PLAY
8. ANOTHER WORD FOR SILENT, IMPORTANT TO DO WHEN HIDING
9. TREATING OTHERS WITH POLITENESS
10. ONLY DO THIS WHEN YOUR TEACHER TELLS YOU TO DO THIS



# Safety

## *Certificate of Excellence*

\_\_\_\_\_  
YOUR NAME

has learned about public safety  
and how to keep the community safe.

\_\_\_\_\_  
Date

*Lucky*   
\_\_\_\_\_  
Signed By



Darla Hall was born in Indiana and now resides in Vestavia, Alabama. She grew up in a small town where she loved playing and watching sports. This book concept was developed in 2012 when a young boy she knew was hit by a car and broke both of his legs. She created the first team activity book as a gift for him because he loved his favorite college football team. Her company, In the Sports Zone (ITSZ), now has 100+ titles and she continues giving back to children in hospitals across the country.

Darla Hall has expanded her line to include a Public Safety Activity & Coloring Book for NASRO (National Association for School Resource Officers) and the Safety Activity & Coloring Book for Kiernan Group Holdings. You can find all of her storybooks, activity books, and coloring books at [www.inthesportszone.com](http://www.inthesportszone.com). Teachers can receive a discount if they contact Darla Hall at [dhall@inthesportszone.com](mailto:dhall@inthesportszone.com).

Darla Hall  
205-383-7005

[dhall@inthesportszone.com](mailto:dhall@inthesportszone.com) • [www.inthesportszone.com](http://www.inthesportszone.com)  
Facebook: IntheSportsZoneLLC • Twitter: @IntheZone777  
Instagram: In the Sports Zone • LinkedIn: Darla Hall



# SAFETY ACTIVITY & COLORING BOOK

SECURITY SENSE IS COMMON SENSE. BE PREPARED.

- PUZZLES •
- GAMES •
- EDUCATIONAL ACTIVITIES •
- FUN FACTS •
- DRAWING •
- COLORING •
- BOOKMARKS •
- CHARACTER BUILDING •
- SAFETY TIPS •



Printed in the USA

**KIERNAN**   
GROUP HOLDINGS

